

Compact DC Power System

Compact, modular, and flexible system

The Eltek Valere Compact DC Power System is an industry-leading DC power system optimized for the demanding power needs of wireless communications and broadband access equipment. Requiring only 2RU (87.6mm) of rack height, the Compact DC Plant is the modular, flexible solution for a wide range of applications.



Applications

Business communication services

Plenty of power and embedded distribution makes the Compact System an ideal solution for powering Customer Premises based optical routers, multiplexers, and switches.

Broadband deployments

Small size and low heat output ease the burden on your new outdoor cabinet deployments. Be sure to ask how Eltek Valere Compacts are enabling broadband upgrades to SLC96 and SLC5 cabinets.

E911 and location services

Not enough space in your remote BTS to deploy E911 and subscriber locator equipment? The Compact system is perfectly suited to these and other critical wireless applications.

The Eltek Valere Difference

More room for revenue equipment

Only 2RU of rack space, 35% less waste heat, and up to triple the output power

Reduced installation and maintenance costs

Highly powerful system controller and elegant product design for a simple to install and understand system

More productive workforce

A powerful remote management interface through Ethernet, SNMP, or Modem can make any workforce more productive

Better quality of service

92% efficient, >1,000,000 hrs MTBF, and Advanced Battery Management all result in reliable, trouble-free networks

Scalable solution

Start with 5 amps and grow to 300A in the same package, in the field!

Compact DC Power System

Additional Technical Specifications

- 48 V, scalable from 5 amps to 250 amps
- 12 V and 24 V, scalable from 20 amps to 300 amps
- Flexible AC input, DC output, and battery interfaces
- Advanced digital control and communication

Output Specifications

V series rectifiers	<ul style="list-style-type: none"> ○ 12V: 40A, 60A ○ 24V: 20A, 40A, 60A ○ 48V: 5A, 10A, 15A, 20A, 25A, 30A, 40A, 50A
Noise	20mV RMS, 10 Hz -20 MHz bandwidth
Regulation	+/- 1% over line, load, and temperature
Polarity	Universal, may be configured for positive or negative grounding

Input Specifications

AC range	<ul style="list-style-type: none"> ○ Universal line: 90 to 264 Vac (rectifiers up to 1250W) ○ High line only: 180 to 264 Vac (rectifiers > 1250W)
Power factor and THD	<ul style="list-style-type: none"> ○ >.98 for loads above 60% full load ○ Line Harmonics meet EN61000-3-2

Operational and Environmental

Efficiency	<ul style="list-style-type: none"> ○ 48V: 92% typical ○ 12V / 24V: 90% typical
Temperature range	<ul style="list-style-type: none"> ○ -40°C to +75°C operating (rectifiers up to 2000W) ○ -40°C to +65°C operating (2500W rectifiers) ○ -40°C to +85°C storage

Control and Communications

Standard features	<ul style="list-style-type: none"> ○ 16 Character front panel display ○ Battery float control with temperature compensation ○ Battery boost / equalize control ○ Up to four external and one internal temperature probes ○ Battery recharge and system current limit ○ Six programmable form-C relays
Other options	<ul style="list-style-type: none"> ○ 10/100 LAN with HTTP, SNMP, Telnet ○ MODEM interface with VT100






Mechanical

Dimensions	<ul style="list-style-type: none"> ○ Height: 87.6mm (3.45") (2RU) ○ Width: Fits EIA standard 482.6mm (19") or 584.2mm (23") racks, see table below ○ Depth: 304.8mm (12") (front access with front wire) ○ Depth: 381.0mm (15") (front access with rear wire)
Weight	<ul style="list-style-type: none"> ○ Shelf assembly: 8.2kg (18lbs) or less ○ V series rectifier: 3.2kg (7lbs)

System Options

AC wiring options	Single, dual, or individual AC feeds
DC distribution options	<ul style="list-style-type: none"> ○ Options for bulk termination, circuit breakers, or fuses ○ Options for LVD contactor for load or battery
Other options	<ul style="list-style-type: none"> ○ Options for redundant 50VA and 100VA ring generators ○ Options for secondary DC/DC converters

Configuration Options

Shelf Configuration	Rack Width	Max. # of Rectifiers	Max. Shelf Current 12/24 V	Max Shelf Current 48 V	Distribution Options
	482.6 mm (19")	4	240	200	Bulk outputs only
	482.6 mm (19")	3	180	150	Circuit breakers, fuses, bulk landings, LVD and ringer options
	584.2 mm (23")	5	300	250	Bulk outputs only, LVD option
	584.2 mm (23")	4	240	200	Circuit breakers, fuses, bulk landings, LVD and ringer options
	584.2 mm (23")	3	180	150	Circuit breakers, fuses, bulk landings, LVD option

Agency Certifications

TELCORDIA	NEBS Level 3, NRTL Certified
UL	Canada/US UL60950/UL1801
VDE	EN60950
EMI/EMC	CISPR Class B conducted and radiated 10V/M radiated susceptibility
CE	CE mark meets 73/23/EEC and 93/68/EEC directives

Specifications are subject to change without notice

com082407_v1

www.eltekvalere.com

Headquarters:

Eltek Valere

651 N Plano Rd Suite 300 Richardson, TX 75081, USA

Phone +1 (469) 330-6100

Fax +1 (469) 330-6101



ELTEK VALERE