



Integrated DC Power System

Optimized for the demanding power needs

The Eltek Valere Integrated DC Power System provides an industry-leading DC power system optimized for the demanding power needs of wireless communications and broadband access equipment. With up to two power shelves and two distribution panels, the Integrated DC Power System offers expanded options for power and distribution in a compact, light weight design.

Applications

Base transceiver stations

Ample current and distribution capacity to fully power-up many 2G, 2.5G, 3G, GSM, GPRS, and PCS base stations.

Metropolitan fiber rings

Plenty of power and distribution makes the Integrated Plant an ideal solution for powering termination points in Metro Fiber Rings. Customer premises and CEV based deployments benefit from the space savings and scalability of this power system.

Expansions and upgrades

Upgrading legacy power plants to handle internet age services can be a nightmare. The Integrated Plant provides an elegant solution that won't break your budget.

The Eltek Valere Difference

More room for revenue equipment

Accommodating up to 500 amps of 48V power, up to 600 amps of 24V power and upto 48 bullet style breakers in 533.4mm (21") of rack space, the Integrated DC Power System fits full rack features in less than a half rack of space.

Reduced installation and maintenance costs

Highly powerful system controller and elegant product design for a simple to install and understand system.

More productive workforce

A powerful remote management interface through Ethernet, SNMP, or Modem can make any workforce more productive.

Better quality of service

92% efficient, >1,000,000 hrs MTBF, and Advanced Battery Management all result in reliable, trouble free networks.

Scalable solution

Start with 5 amps and grow to 600 amps in the same package, in the field!

Integrated DC Power System

Additional Technical Specifications

- 48 V, scalable from 5 amps to 500 amps output
- 24 V, scalable from 20 amps to 600 amps output
- Flexible AC input, DC dist., and battery interfaces
- Advanced digital control and communication

V series rectifiers	○ 24V: 20A, 40A, 60A ○ 48V: 5A, 10A, 20A, 25A, 30A, 40A, 50A
Noise	20mV RMS, 10 Hz -20 MHz bandwidth
Regulation	+/- 1% over line, load, and temperature
Polarity	Universal, may be configured for positive or negative grounding





Input Specifications	
AC range	○ Universal Line: 90 to 264 Vac (rectifiers up to 1250W) ○ High Line Only: 180 to 264 Vac (rectifiers > 1250W)
Power factor and THD	○ >.98 for loads above 60% full load ○ Line Harmonics meet EN61000-3-2

System Options	
AC wiring options	Single, dual, or individual AC feeds
DC distribution options	○ Options for bulk termination, circuit breakers, or fuses ○ Options for LVD contactor for load or battery
Other options	Options for secondary DC/DC converters with distribution

Operational and Environmental	
Efficiency	○ 48V: 92% typical ○ 24V: 90% typical
Temperature range	○ -40°C to +85°C storage ○ See table below for operating range

Control and Communications	
Standard features	○ 16 Character front panel display ○ Battery float control with temperature compensation ○ Battery boost / equalize control ○ Three external and one internal temperature probes ○ Battery recharge and system current limit ○ Six programmable form-C relays ○ Up to eight external, programmable alarm inputs
Other options	○ 10/100 LAN with HTTP, SNMP, Telnet ○ MODEM interface with VT100

Mechanical	
Dimensions	○ Power Shelf Height: 87.6mm (3.45") (2RU) ○ Distribution Panel Height: 177.8mm (7") (4RU) ○ Width: Fits EIA standard 82.6mm (19") or 584.2mm (23") rack, see table below ○ Depth: 381.0mm (15")
Weight	○ Power Shelf: 6.8kg (15lbs) or less ○ Distribution Panel: 16.3kg (36lbs) ○ V Series Rectifier : 3.2kg (7lbs)

Configuration Options						
Self Configuration	Rack Width	Max. # of Rectifiers	Max. Current 24 V	Max. Current 48 V	Temp. Range	Distribution Options
	482.6mm (19")	4	240	200	-40 to +75°C (up to V2000A)- 40 to +65°C (V2500A)	One or two distribution panels; up to 19 load or battery positions/panel
	482.6mm (19")	8	480	400	-40 to +65°C (up to V2000A)- 40 to +55°C (V2500A)	One or two distribution panels; up to 19 load or battery positions/panel
	584.2mm (23")	5	300	250	-40 to +75°C (up to V2000A)- 40 to +65°C (V2500A)	One or two distribution panels; up to 24 load or battery positions/panel
	584.2mm (23")	10	600	500	-40 to +65°C (up to V2000A)- 40 to +55°C (V2500A)	One or two distribution panels; up to 24 load or battery positions/panel

Agency Certifications	
TELCORDIA	NEBS Level 3, NRTL Certified
UL	Canada/US UL60950/UL1801
VDE	EN60950
EMI/EMC	CISPR Class B conducted and radiated 10V/M radiated susceptibility
CE	CE mark meets 73/23/EEC and 93/68/EEC directives

Specifications are subject to change without notice

INT082407